Verschlüsse

HMT Heim + Möbel Technik GmbH

HUWIL

Möbelbeschläge

Rollenschnäpper

Roller catch

Loqueteau à roulette

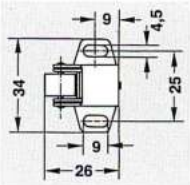

Ausführungen und Modell-Nr.:

Stahl verzinkt/Rolle Kunststoff natur
2147.002

Stahl verzinkt/Rolle Hostalen
2147.010

Messing vernickelt/Rolle Hostalen/ Feder Nirosta
2147.012

Finish:

Zink plated steel Roller plastic natural
2147.002

Zink plated steel/ rolle Hostalen
2147.010

Brass nickel plated/ rolle Hostalen/ Spring stainless steel
2147.012

Finitions:

Acier zingué/ roulette en plastique naturel
2147.002

Acier zingué, roulette en Hostalen
2147.010

Laiton nickelé/roulette en Hostalen/ ressort en Nirosta
2147.012

Anschlag für Modell 2147.

Striker *for roller catch 2147.*

Gâche pour modèle 2147.

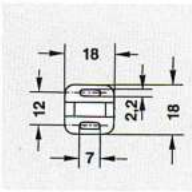

Ausführungen und Modell-Nr.:

Kunststoff weiß
1322.001

Finish:

White plastic
1322.001

Finitions:

Plastique blanc
1322.001

Magnetschnäpper
Haftkraft 40 N.

Magnetic catch
adhesion force
40 N.

Loqueteau magnétique
force d'attraction
40 N.

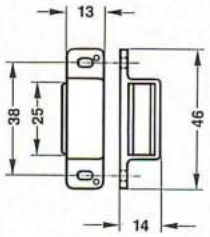

Ausführungen und Modell-Nr.:
Metallguß vermessingt
2012.001

Metallguß vernickelt
2012.002

Finish:
Brass plated diecast
2012.001

Nickel plated diecast
2012.002

Finitions:
Zamak laitonné
2012.001

Zamak nickelé
2012.002

Magnetschnäpper
Haftkraft 60 N.

Magnetic catch
adhesion force
60 N.

Loqueteau magnétique
force d'attraction
60 N.

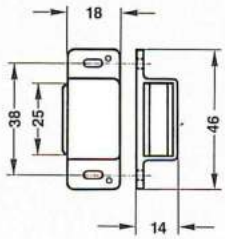

Ausführungen und Modell-Nr.:
Metallguß vermessingt
2013.001

Metallguß vernickelt
2013.002

Finish:
Brass plated diecast
2013.001

Nickel plated diecast
2013.002

Finitions:
Zamak laitonné
2013.001

Zamak nickelé
2013.002

Magnetschnäpper
Haftkraft 80 N.

Magnetic catch
adhesion force
80 N.

Loqueteau magnétique
force d'attraction
80 N.

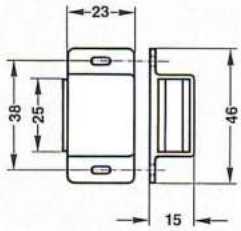

Ausführungen und Modell-Nr.:
Metallguß vermessingt
2014.001

Metallguß vernickelt
2014.002

Finish:
Brass plated diecast
2014.001

Nickel plated diecast
2014.002

Finitions:
Zamak laitonné
2014.001

Zamak nickelé
2014.002

Kontaktschließplatten
Striker plates
Gâches de contact

Seite 108
Page 108
Page 108

Magnetschnäpper
Haftkraft 110 N.

Magnetic catch
adhesion force
110 N.

Loqueteau magnétique
force d'attraction
110 N.

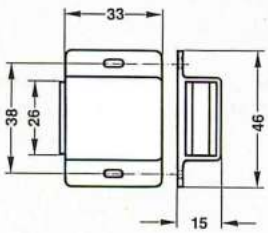

Ausführungen und Modell-Nr.:
Metallguß vermessingt
2015.001

Metallguß vernickelt
2015.002

Finish:
Brass plated diecast
2015.001

Nickel plated diecast
2015.002

Finitions:
Zamak laitonné
2015.001

Zamak nickelé

2015.002

Magnetschnäpper
Haftkraft 50 N.

Magnetic catch
adhesion force
50 N.

Loqueteau magnétique
force d'attraction
50 N.



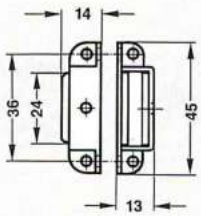

Ausführungen und Modell-Nr.:
Aluminium naturfarben eloxiert
2016.002

Aluminium messingfarben eloxiert
2016.003

Finish:
Natural anodised aluminium

2016.002

Brass colour anodised aluminium

2016.003

Finitions:
Aluminium, anodisé, couleur naturelle
2016.002

Aluminium, anodisé, couleur laitonné
2016.003

Magnetschnäpper
Haftkraft 70 N.

Magnetic catch
adhesion force
70 N.

Loqueteau magnétique
force d'attraction
70 N.



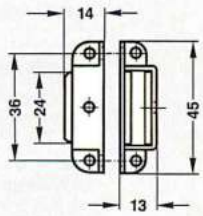

Ausführungen und Modell-Nr.:
Aluminium naturfarben eloxiert
2017.002

Aluminium messingfarben eloxiert
2017.003

Finish:
Natural anodised aluminium

2017.002

Brass colour anodised aluminium

2017.003

Finitions:
Aluminium, anodisé, couleur naturelle
2017.002

Aluminium, anodisé, couleur laitonné
2017.003

Kontaktschließplatten
Striker plates
Gâches de contact

Seite 108
Page 108
Page 108

Magnetschnäpper
Haftkraft 40 N.

Magnetic catches
adhesion force 40 N.

Loqueteau magnétique
force d'attraction 40 N.

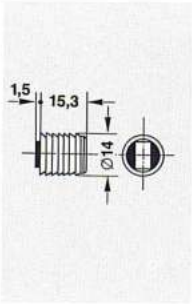

Ausführungen und Modell-Nr.:

Kunststoff braun
2052.001

Kunststoff weiß
2052.002

Finish:
Brown plastic
2052.001

Finitions:
Plastique marron
2052.001

White plastic
2052.002

Plastique noir
2052.002

Kontaktschließplatte
starr

Striker plate
rigid.

Gâche de contact
fixe.

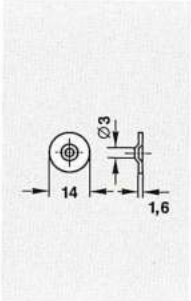

Ausführungen und Modell-Nr.:
Stahl vernickelt
1198.001

Finish:
Nickel plated steel
1198.001

Finitions:
Acier nickelé
1198.001

Kontaktschließplatte
starr.

Striker plate
rigid.

Gâche de contact
fixe.

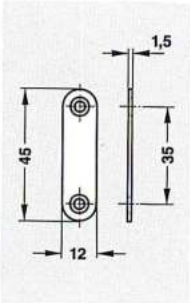

Ausführungen und Modell-Nr.:
Stahl verzinkt
1190.001

Finish:
Zink plated steel
1190.001

Finitions:
Acier zingué
1190.001

Kontaktschließplatte
starr.

Striker plate
rigid

Gâche de contact
fixe

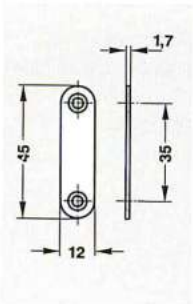

Ausführungen und Modell-Nr.:
Stahl verzinkt
1192.001

Finish:
Zink plated steel
1192.001

Finitions:
Acier zingué
1192.001

Kontaktschließplatte
beweglich

Striker plate
self aligning

Gâche de contact
mobile

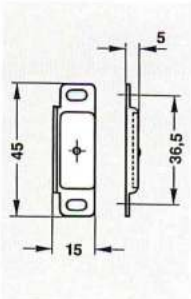

Ausführungen und Modell-Nr.:

Stahl vernickelt
1199.001

Stahl vermessingt
1199.002

Finish:
Nickel plated steel
1199.001

Finitions:
Acier nickelé
1199.001

Brass plated steel
1199.002

Acier lationné
1199.002

Bodenträger & Zahnleisten

HUWIL

HMT Heim + Möbel Technik GmbH

Möbelbeschläge

Gehäuse mit Aushängesicherung
für 16 mm Holzdicke.

Housing with locking device
for 16 mm thickness of wood.

Boîtier avec arrêt de sûreté
pour épaisseur de bois de 16 mm.

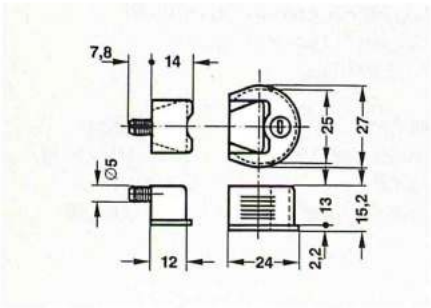

Ausführungen und Modell-Nr.:

Kunststoff braun	Kunststoff weiß
3130.010	3130.011
Kunststoff beige	Kunststoff lichtgrau
(RAL 1001)	(RAL 7035)
3130.030	3130.037

Finish:	**Finitions:**
Brown plastic	Plastique marron
3130.010	3130.010
White plastic	Plastique blanc
3130.011	3130.011
Beige plastic	Plastique beige
(RAL 1001)	(RAL 1001)
3130.030	3130.030
Light grey plastic	Plastique gris clair
(RAL 7035)	(RAL 7035)
3130.037	3130.037

Gehäuse ohne Aushängesicherung
für 16 mm Holzdicke.

Housing without locking device
for 16 mm thickness of wood.

Boîtier avec arrêt de sûreté
pour épaisseur de bois de 16 mm.



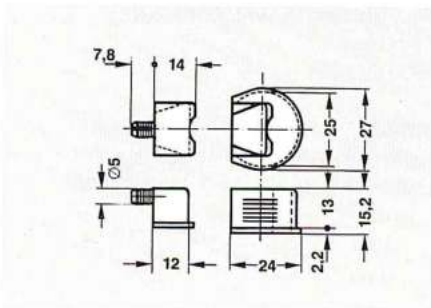

Ausführungen und Modell-Nr.:

Kunststoff braun	Kunststoff weiß
3130.001	3130.002

Finish:	**Finitions:**
Brown plastic	Plastique marron
3130.001	3130.002
White plastic	Plastique blanc
3130.001	3130.002

Bohrbild

Drilling diagram **Plan de perçage**

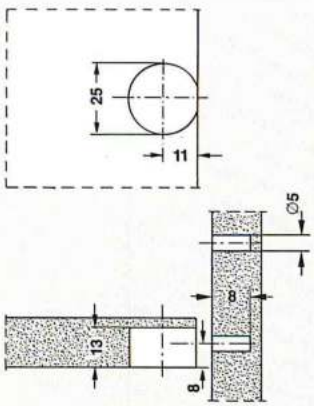

Supports pour perçage de 5 mm

Shelf connectors for 5 mm

Bodenträger für 5 mm Bohrung

Bodenträger

Shelf connector **Support**

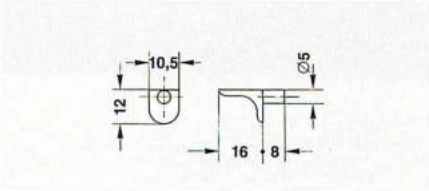

Ausführungen und Modell-Nr.:
Mit glatter Auflage.
Metallguß vernickelt
3146.011.001

Finish:
With plain surface. Nickel plated diecast
3146.011.001

Finitions:
Avec surface d'appui lisse.
Zamak nickelé
3146.011.001

Bodenträger

Shelf connector **Support**

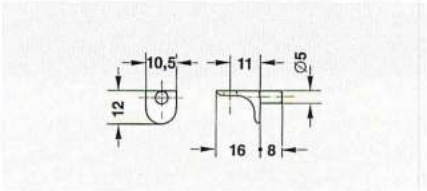

Ausführungen und Modell-Nr.:
Mit Senkloch.
Metallguß vernickelt
3146.012.001

Finish:
With countersunk hole. Nickel plated diecast
3146.012.001

Finitions:
Avec puisard.
Zamak nickelé
3146.012.001

Bohrbild

Drilling diagram **Plan de perçage**

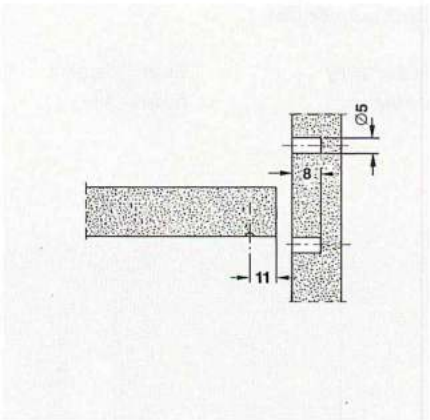

Bodenträger

Shelf connector **Support**

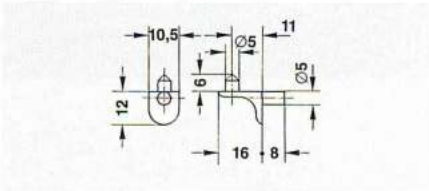

Ausführungen und Modell-Nr.:
Mit Zapfen zur Bodenarretierung.
Metallguß vernickelt
3146.013.001

Finish:
With fixing pin. Nickel plated diecast
3146.013.001

Finitions:
Avec cheville d'arrêt.
Zamak nickelé
3146.013.001

Bohrbild

Drilling diagram **Plan de perçage**

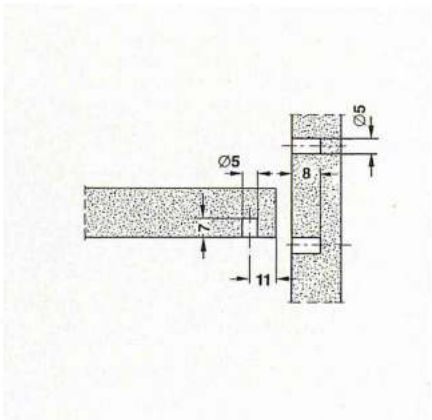

Bodenträger zum Einhängen bei 1,5 mm Wanddicke

Shelf connectors for direct mounting into 1,5 mm wall

Supports à suspendre pour épaisseur de mur de 1,5 mm

Bodenträger

Shelf connector **Support**

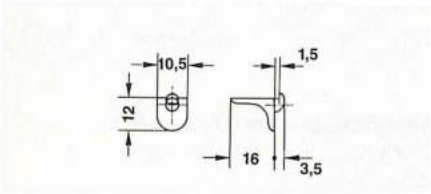

Ausführungen und Modell-Nr.:
Mit glatter Auflage.
Metallguß vernickelt
3146.001.001

Finish:
With plain surface.
Nickel plated
diecast
3146.001.001

Finitions:
Avec surface
d'appui lisse.
Zamak nickelé
3146.001.001

Auch für andere Wanddicken lieferbar.
Also available for other thicknesses of profiles.
Livrable également pour d'autres épaisseurs de profils.

Bodenträger

Shelf connector **Support**

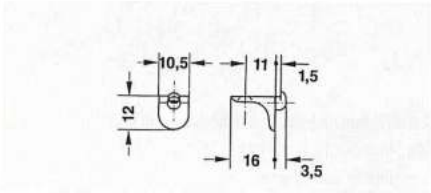

Ausführungen und Modell-Nr.:
Mit Senkloch.
Metallguß vernickelt
3146.002.001

Finish:
With countersunk
hole. Nickel
plated diecast
3146.002.001

Finitions:
Avec puisard.

Zamak nickelé
3146.002.001

Auch für andere Wanddicken lieferbar.
Also available for other thicknesses of profiles.
Livrable également pour d'autres épaisseurs de profils.

Einbaubeispiel

Mounting sample **Exemple de montage**

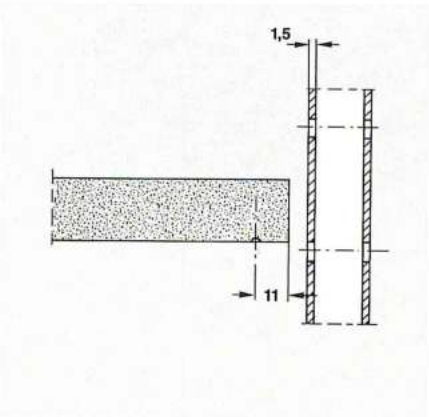

Bodenträger

Shelf connector **Support**

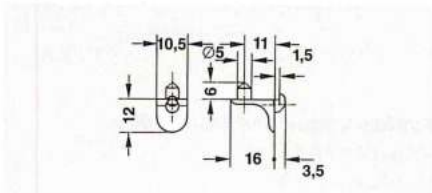

Ausführungen und Modell-Nr.:
Mit Zapfen zur Bodenarretierung.
Metallguß vernickelt
3146.003.001

Finish:
With fixing pin.
Nickel plated
diecast
3146.003.001

Finitions:
Avec cheville
d'arrêt.
Zamak nickelé
3146.003.001

Auch für andere Wanddicken lieferbar.
Also available for other thicknesses of profiles.
Livrable également pour d'autres épaisseurs de profils.

Einbaubeispiel

Mounting sample **Exemple de montage**

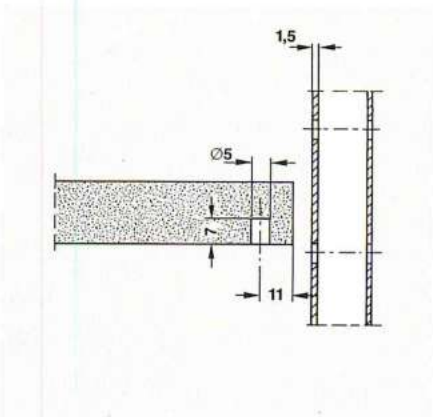

Zahnleiste

Strip



Crémaillère

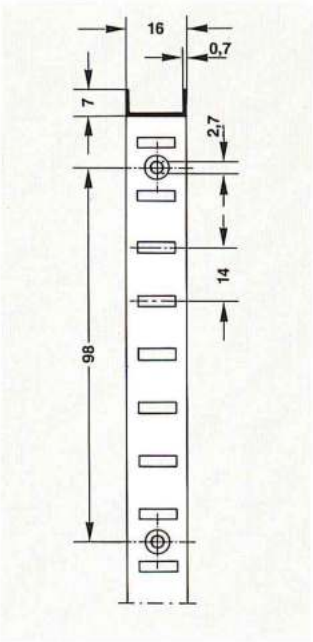

Ausführungen und Modell-Nr.:
Stahl vernickelt
Lg 5000 mm 2941.004
Fixmaße auf Anfrage.

Finish:
Nickel plated steel
Lg *5000 mm* *2941.004*
Different lengths
available on request

Finitions:
Acier nickelé
Lg 5000 mm 2941.004
Mesures coupées
sur demande

Träger für Zahnleiste 2941.

Support
for strip 2941.

Support
pour crémaillère 2941.

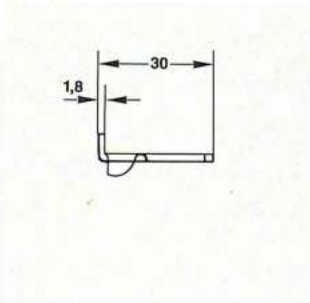

Ausführungen und Modell-Nr.:
Stahl verzinkt
3002.001

Finish:
Zink plated steel
3002.001

Finitions:
Acier zingué
3002.001

Zahnleiste

Strip



Crémaillère

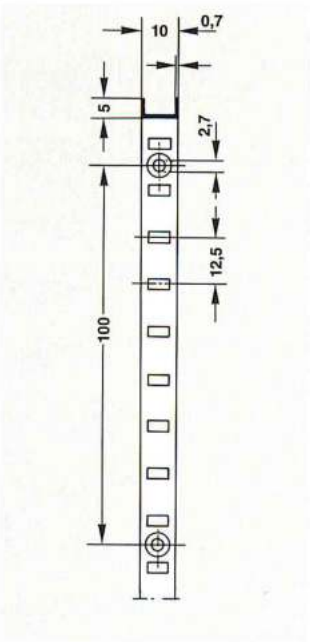

Ausführungen und Modell-Nr.:
Stahl vernickelt
Lg 5000 mm 2942.014
Fixmaße auf Anfrage.

Finish:
Nickel plated steel
Lg *5000 mm* *2942.014*
Different lengths
available on request

Finitions:
Acier nickelé
Lg 5000 mm 2942.014
Mesures coupées
sur demande

Träger für Zahnleiste 2942.

Support
for strip 2942.



Support
pour crémaillère 2942.

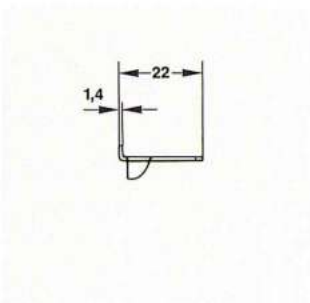

Ausführungen und Modell-Nr.:
Stahl verzinkt
3004.001

Finish:
Zink plated steel
3004.001

Finitions:
Acier zingué
3004.001

Deckelhalter & Klappenhalter

HMT Heim + Möbel Technik GmbH

HUWIL

Möbelbeschläge

Maximal!

Hochschwenksysteme
für Oberschränke in **Küche, Büro** und **Bad**

Hergestellt nach modernsten
technischen Qualitäts-Standards.

IMMER GUT IN FORM

HMT Produkte für **Glas**
und **Innenausbau.**

Huwilift
Hochschwenksyteme

Fortschrittlichste Beschlagtechnik für Möbel

- sanfter Bewegungsablauf
- Deckel halten in jeder gewünschten Offen-Position
- erhöhen die Wertigkeit der Möbel

Perfekt
für Holzdeckel
oder Alu-Rahmen
mit Glasfüllung

Huwilift
Senso



Auswahl der richtigen Ausführung

Die richtige Ausführung ergibt sich aus Höhe und Gewicht des Schrankdeckels, wie in der Tabelle aufgeführt.

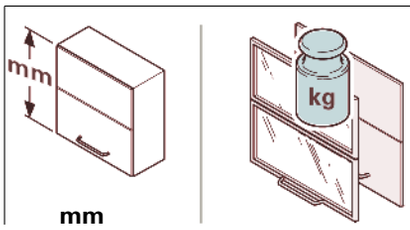

Deckelgewicht / Artikel-Nummer – Set

mm	kg			
550 (540 – 580)	**3,0 – 6,5** 03.3674.103.011	**6,0 – 12,0** 03.3674.103.012	**9,0 – 18,0** 03.3674.103.013	**12,0 – 24,5** 03.3674.103.014
600 (580 – 640)	**3,0 – 6,0** 03.3674.101.011	**6,0 – 11,0** 03.3674.101.012	**9,0 – 17,0** 03.3674.101.013	**12,0 – 23,0** 03.3674.101.014
650 (640 – 700)	**3,0 – 5,5** 03.3674.105.011	**5,5 – 10,0** 03.3674.105.012	**8,0 – 16,0** 03.3674.105.013	**10,5 – 21,5** 03.3674.105.014
720 (700 – 780)	**3,5 – 5,5** 03.3674.102.011	**5,0 – 9,0** 03.3674.102.012	**7,0 – 15,0** 03.3674.102.013	**9,0 – 20,0** 03.3674.102.014
800 (780 – 840)		**5,0 – 9,0** 03.3674.104.012	**7,0 – 13,0** 03.3674.104.013	**9,0 – 17,0** 03.3674.104.014
865 (840 – 900)			**5,5 – 12,0** 03.3674.106.013	**7,5 – 16,0** 03.3674.106.014

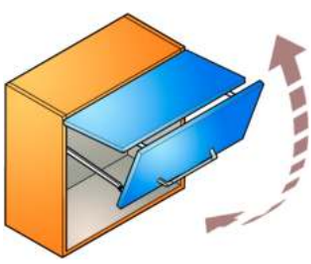

Mittelscharniere

03.3495.111.001
mit Zentrierstift für Alu-Rahmen

03.3495.113.001
ohne Zentrierstift

Adapter für 20 mm Alu-Rahmen

04.3674.061.002

03.3495.116.001
einstellbar
ohne Zentrierstift

Huwilift
Verso

Auswahl der richtigen Ausführung

Die richtige Ausführung ergibt sich aus Höhe und Gewicht des Schrankdeckels, wie in der Tabelle aufgeführt. Entsprechend der Breite Ihres Schrankes wählen Sie die passende Querstange.

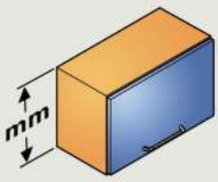		**Artikel-Nummer – Set** (ohne Querstange)
420 – 550	2,0 – 4,0	03.3684.011.011
	4,0 – 8,0	03.3684.011.012
	6,0 – 10,0	03.3684.011.013
	8,0 – 17,0	03.3684.011.014
550 – 650	2,0 – 3,5	03.3684.011.011
	3,5 – 7,0	03.3684.011.012
	6,0 – 10,0	03.3684.011.013
	9,0 – 16,0	03.3684.011.014
650 – 680	3,0 – 6,5	03.3684.011.012
	5,0 – 10,0	03.3684.011.013
	9,0 - 15,0	03.3684.011.014

Set-Befestigungs-Winkel für Alu-Rahmen
03.3684.110.002 (19 mm)
03.3684.110.001 (16 mm)

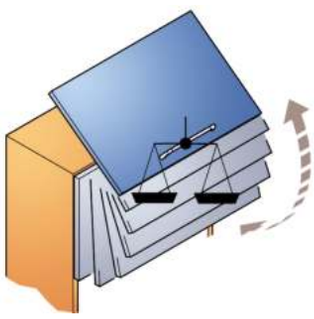

Querstange

Schrankbreite	**Holzdicke**	**Rohrlänge** (in mm)	**Artikel-Nummer**
600	16	477	04.3684.811.000.0477.00
	19		
900	16	777	04.3684.811.000.0777.00
	19		
1200	16	1077	04.3684.811.000.1077.00
	19		

Huwilift
Strato

Auswahl der richtigen Ausführung

Die richtige Ausführung ergibt sich aus Höhe und Gewicht des Schrankdeckels, wie in der Tabelle aufgeführt. Entsprechend der Breite Ihres Schrankes wählen Sie die passende Querstange.

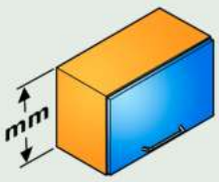		**Artikel-Nummer – Set** (ohne Querstange)
342 342 – 420	1,5 – 4,0	03.3685.011.011
	4,0 – 7,2	03.3685.011.012
	6,5 – 11,5	03.3685.011.013
420 420 – 500	2,0 – 3,5	03.3685.012.011
	3,5 – 7,0	03.3685.012.012
	6,5 – 11,0	03.3685.012.013
	8,0 – 16,0	03.3685.012.014
500 500 – 550	3,8 – 10,0	03.3685.013.013
	6,0 – 15,0	03.3685.013.014
600 550 – 650	3,5 – 10,0	03.3685.014.013
	6,0 – 14,5	03.3685.014.014

Set-Befestigungs-Winkel für Alu-Rahmen
03.3684.110.002 (19 mm)
03.3684.110.001 (16 mm)

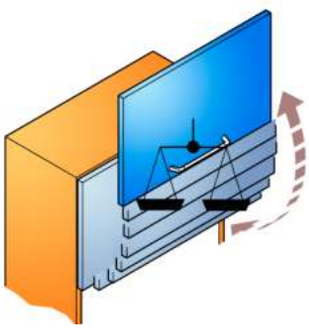

Querstange

Schrankbreite	**Holzdicke**	**Rohrlänge** (in mm)	**Artikel-Nummer**
600	16	477	04.3684.811.000.0477.00
	19		
900	16	777	04.3684.811.000.0777.00
	19		
1200	16	1077	04.3684.811.000.1077.00
	19		

Huwilift
Maxi

Ausführung		Artikel-Nummer
A	grau	03.3675.001.001
B	beige	03.3675.002.001
C	weiß	03.3675.003.001
D	schwarz	03.3675.004.001

So wählen Sie die richtige Deckelstütze

mm / kg / 75°

	A	B	C	D
300	3,8–7,1	6,7–13,7	11,9–21,0	15,4–27,3
400	2,8–5,3	5,0–10,3	8,9–15,8	11,6–20,5
500	2,3–4,3	4,1–8,3	7,2–12,5	9,4–16,2
600	1,9–3,5	3,3–7,0	5,9–10,6	7,6–13,7
700	1,6–3,0	2,8–7,5	5,0–8,8	6,5–11,4
800	1,4–2,7	2,5–5,1	4,4–7,9	5,7–10,4
900	1,3–2,4	2,2–4,6	4,0–7,0	5,2–9,1
1000	1,1–2,1	2,0–4,1	3,6–6,3	4,6–8,2

mm / kg / 90°

	A	B	C	D
300	3,0–5,3	5,1–10,2	9,1–15,8	11,9–20,8
400	2,3–4,0	3,8–7,6	6,9–11,9	8,9–15,6
500	1,8–3,2	3,1–6,1	5,5–9,6	7,2–12,5
600	1,5–2,7	2,6–5,1	4,6–7,9	6,0–10,4
700	1,3–2,2	2,1–4,2	3,8–6,6	4,9–8,7
800	1,1–2,0	1,9–3,9	3,4–5,9	4,4–7,8
900	1,0–1,8	1,7–3,4	3,0–5,2	3,9–6,9
1000	0,9–1,6	1,5–3,0	2,7–4,7	3,6–6,2

mm / kg / 110°

	A	B	C	D
300	2,4–4,0	3,9–7,5	6,8–11,6	9,2–15,0
400	1,8–3,0	2,9–5,6	5,1–8,7	6,9–11,2
500	1,4–2,4	2,4–4,5	4,0–7,1	5,7–9,0
600	1,2–2,0	1,9–3,8	3,3–5,9	4,5–7,6
700	1,0–1,7	1,7–3,1	2,9–4,8	3,8–6,2
800	0,9–1,4	1,4–2,8	2,6–4,3	3,4–5,6
900	0,8–1,3	1,3–2,5	2,3–3,8	3,0–5,0
1000	0,7–1,2	1,1–2,2	2,0–3,5	2,7–4,5

Befestigungslaschen

Korpusinnenseite für
37 mm Lochreihe
Art.-Nr. 3675.101.001

Korpusinnenseite für
28 mm Lochreihe
Art.-Nr. 3675.102.001

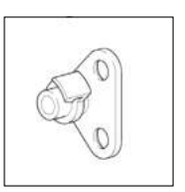

Alurahmen gerade
Art.-Nr. 3675.103.001

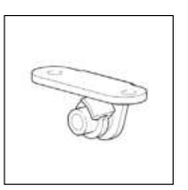

Alurahmen gerade
Art.-Nr. 3675.104.001

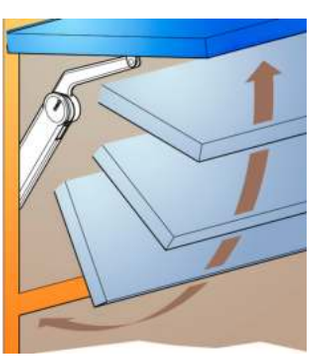

Huwilift
Maxi-up



Ausführung		Artikel-Nummer
F	blau	03.3675.301.001
G	braun	03.3675.302.001
H	schwarz	03.3675.303.001

So wählen Sie die richtige Deckelstütze

mm	F blau kg		G braun kg		H schwarz kg	
400	1,6 – 3,1	3,2 – 6,2	3,0 – 5,3	6,0 – 10,6	5,2 – 9,4	10,4 – 18,8
500	1,3 – 2,6	2,6 – 5,2	2,5 – 4,2	5,0 – 8,4	4,3 – 7,5	8,6 – 15,0
600	1,1 – 2,5	2,2 – 5,0	2,3 – 4,2	4,6 – 8,4	4,0 – 6,7	8,0 – 13,4

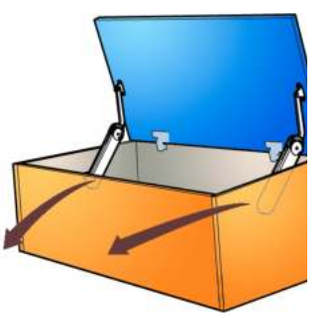

Befestigungslaschen

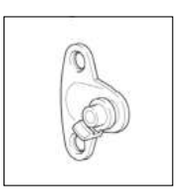

Korpusinnenseite für
37 mm Lochreihe
Art.-Nr. 3675.101.001

Korpusinnenseite für
28 mm Lochreihe
Art.-Nr. 3675.102.001

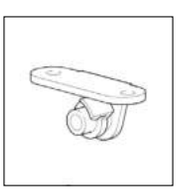

für Holz abgewinkelt
Art.-Nr. 3675.104.001

Hochschwenk systeme
für Oberschränke in Küche, Büro und Bad

HMT

Heim + Möbel Technik
Wecostr. 7
D-53783 Eitorf

Telefon: +49 (0) 22 43 900 74-0
Fax: +49 (0) 22 43 900 74-10

e-mail: info@hmt-beschlaege.de

internet: http://www.hmt-beschlaege.de

Konstruktions-beschläge

HMT Heim + Möbel Technik GmbH

Möbelbeschläge

Befestigungswinkel
für 32er Raster-System.

Angle plate
for 32 mm system.

Equerre de fixation
pour perçage 32 mm d'entr'axe.



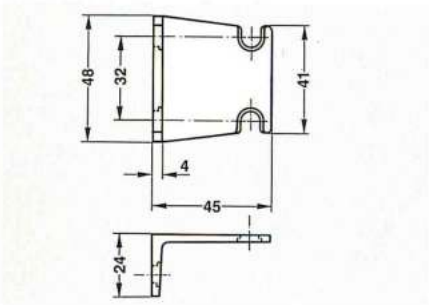

Ausführungen und Modell-Nr.:
Metallguß vernickelt
4302.001.001

Finish:
Nickel plated diecast
4302.001.001

Finitions:
Zamak nickelé
4302.001.001

Bohrbild

Drilling diagram **Plan de perçage**

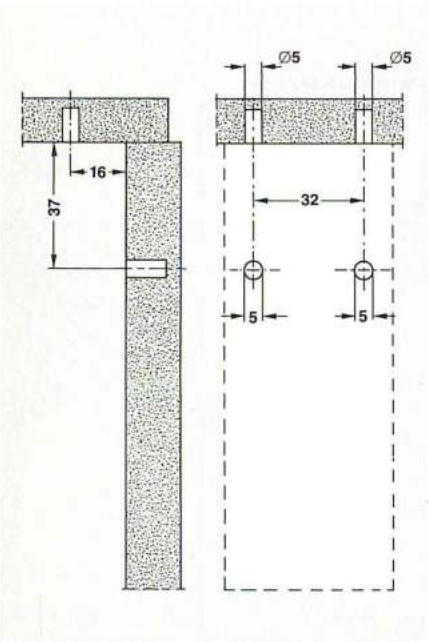

Befestigungswinkel
für 25er Raster-System.

Angle plate
for 25 mm system.

Equerre de fixation
pour perçage 25 mm d'entr'axe.



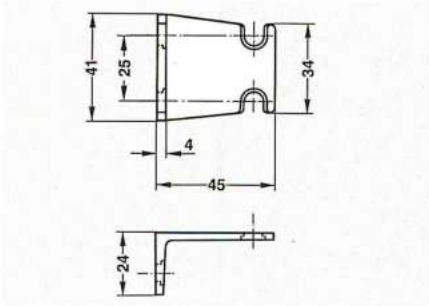

Ausführungen und Modell-Nr.:
Metallguß vernickelt
4302.001.002

Finish:
Nickel plated diecast
4302.001.002

Finitions:
Zamak nickelé
4302.001.002

Bohrbild

Drilling diagram **Plan de perçage**

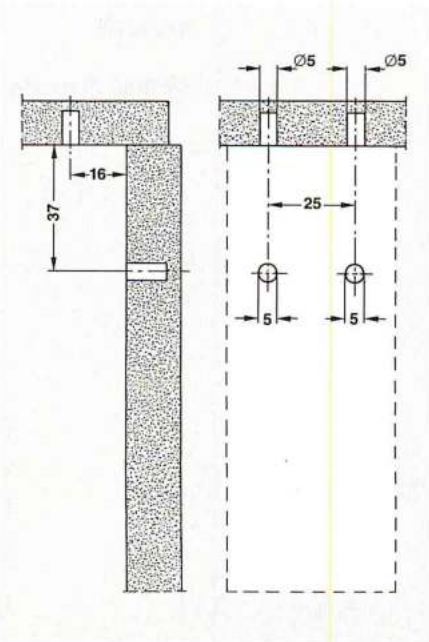

Schraube
für Rückwandwinkel mit Spezialgewinde.

Screw *for back panel connector with special thread.*

Vis pour équerre pour panneaux arrières avec filet spécial.

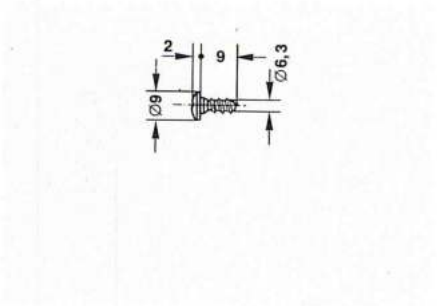

Ausführungen und Modell-Nr.:

Stahl vernickelt	Stahl verzinkt
4302.002.001	4302.002.002

Finish:	**Finitions:**
Nickel plated steel	Acier nickelé
4302.002.001	4302.002.001
Zink plated steel	Acier zingué
4302.002.002	4302.002.002

Rückwandwinkel

Back panel connector **Equerre pour panneaux arrières**

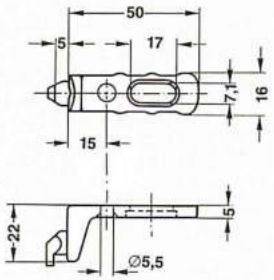

Ausführungen und Modell-Nr.:

Metallguß vernickelt	Metallguß verzinkt	Metallguß brüniert
4304.001	4304.002	4304.003

Finish:

Nickel plated diecast	*Zink platet diecast*	*Florentine bronce diecast*
4304.001	*4304.002*	*4304.003*

Finitions:

Zamak nickelé	Zamak zingué	Zamak bruni
4304.001	4304.002	4304.003

Bohrbild

Drilling diagram **Plan de perçage**

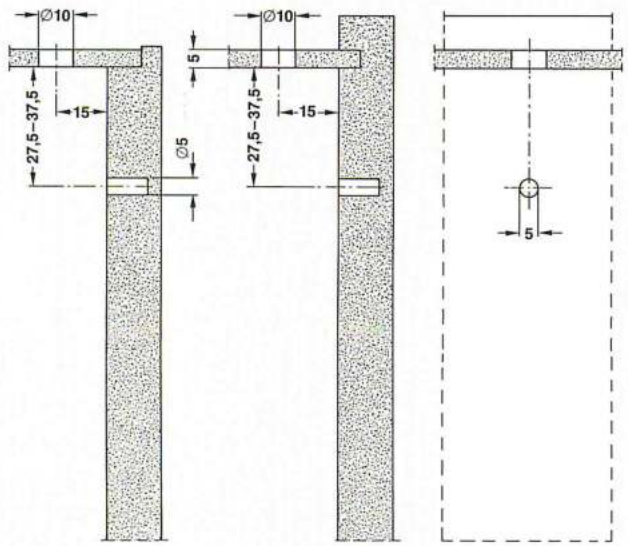

Schraube

für Rückwandwinkel mit Spezialgewinde.

Screw *for back panel connector with special thread.* **Vis** pour équerre pour panneaux arrières avec filet spécial.

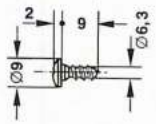

Ausführungen und Modell-Nr.:

Stahl vernickelt	Stahl verzinkt
4302.002.001	4302.002.002
Stahl brüniert	
4302.002.003	

Finish: **Finitions:**

Nickel plated steel	Acier nickelé
4301.002.001	4302.002.001
Zink plated steel	Acier zingué
4302.002.002	4302.002.002
Florentine bronze steel	Acier bruni
4302.002.003	*4302.002.003*

Rückwand-klammer

Back panel clip Crampon d'assemblage pour panneaux arrières.

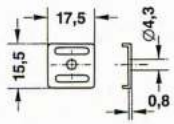

Ausführungen und Modell-Nr.:
Stahl blank
4301.005

Finish:
Self colour steel
4301.005

Finitions:
Acier brut
4301.005

Support de tube de penderie d'armoire pour tube ovale 30 × 15 mm

Schrankrohrlager
mit Zapfen für 32er Raster-System.

Type bracket *with fixing pin for 32 mm system.*

Support de tube de penderie d'armoire avec chevilles pour perçage 32 mm d'entr'axe.



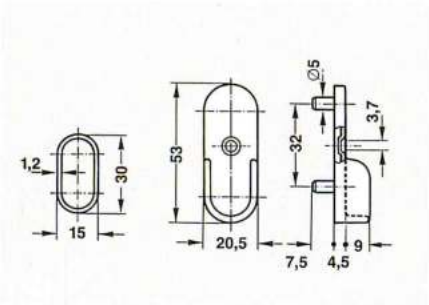

Ausführungen und Modell-Nr.:
Metallguß vernickelt
2806.011

Finish:
Nickel plated diecast
2806.011

Finitions:
Zamak nickelé
2806.011

Bohrbild

Drilling diagram **Plan de perçage**

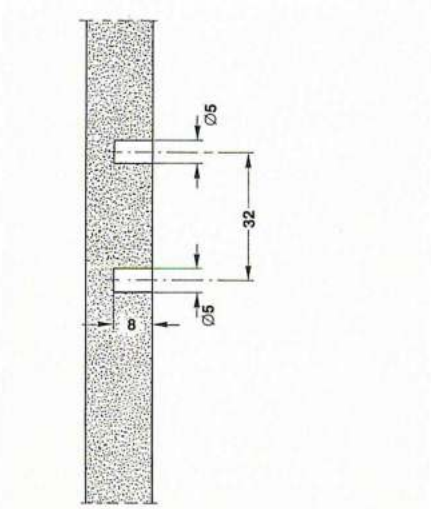

Tube bracket for oval wardrobe tube 30×15 mm

Schrankrohrlager
für Deckenbefestigung.

Tube bracket *to screw on under shelf.*

Support de tube de penderie d'armoire pour fixation au plafond.

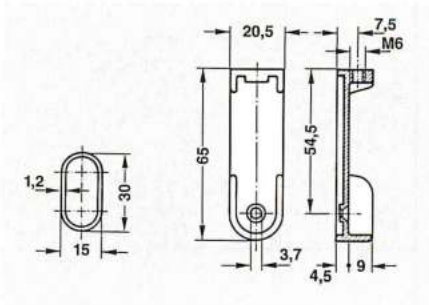

Ausführungen und Modell-Nr.:
Metallguß vernickelt
2808.001

Metallguß verzinkt
2808.002

Finish:
Nickel plated diecast
2808.001

Finitions:
Zamak nickelé
2808.001

Zinkplated diecast
2808.002

Zamak zingué
2808.002

Bohrbild

Drilling diagram **Plan de perçage**

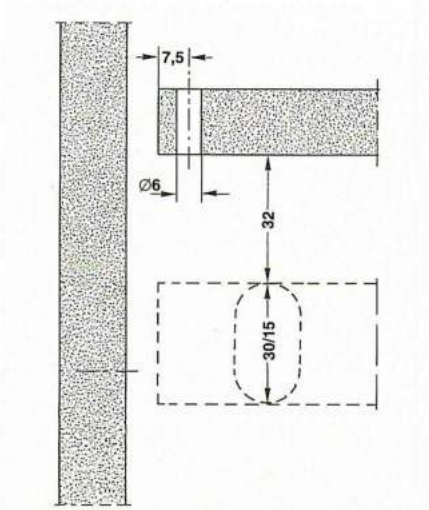

Schrankrohrlager für ovale Rohre 30 × 15 mm

Scharniere

HMT Heim + Möbel Technik GmbH

HUWIL

Möbelbeschläge

Führungs**qualitäten**

Topf**scharniere**
Türdämpfer
Rollschub**führungen**

Hergestellt nach modernsten
technischen Qualitäts-Standards.

IMMER GUT IN FORM

HMT Produkte für **Glas** und **Innenausbau.**

ST Free 110

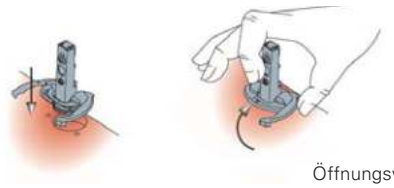

Öffnungswinkel 110°

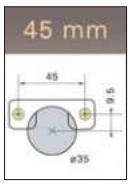

Kröpfung 0mm

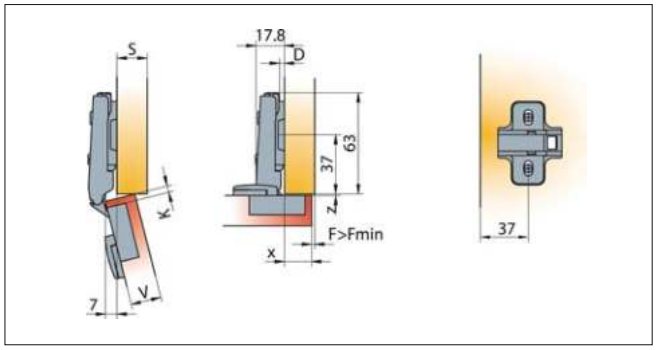

Bohrbilder

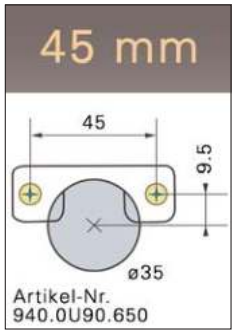

x		13	14	15	16	17	18	
	3	3	2	1	0			
K	4		3	2	1	0		
	5			3	2	1	0	D

x = Einbohrmaß
K = Erforderliche Türfuge
V = Holzdicke

Kröpfung 9mm

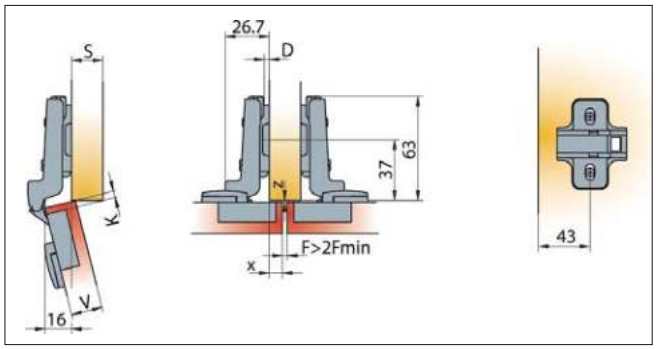

V		16	17	18	19	20	21	22	
	3	0.3	0.5	0.7	1.0	1.3	1.7	2.5	
K	4	0.3	0.5	0.7	0.9	1.2	1.6	2.1	
	5	0.3	0.5	0.7	0.9	1.2	1.5	2.0	FMIN

Bohrbilder

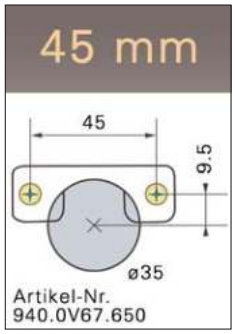

x		4	5	6	7	8	9	
	3	3	2	1	0			
K	4		3	2	1	0		
	5			3	2	1	0	D

x = Einbohrmaß
K = Erforderliche Türfuge
V = Holzdicke

+3/-1mm

+2/-2mm

+1,5/-1,5mm

ST 170

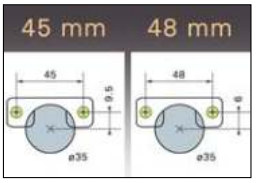

Öffnungswinkel 165°

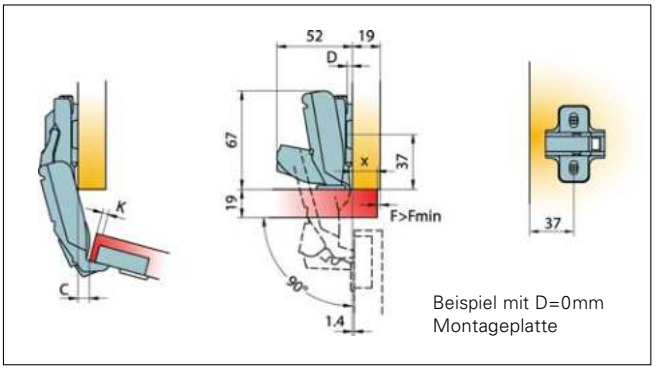

Beispiel mit D=0mm
Montageplatte

Bohrbilder

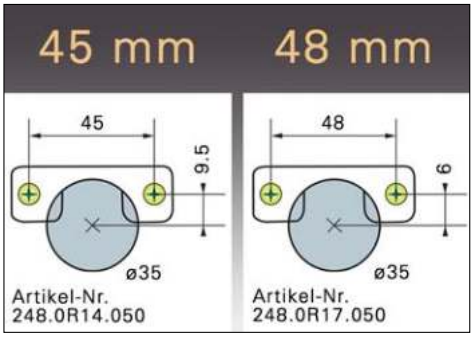

x		13	14	15	16	17	18	
K	3	3	2	1	0			
	4		3	2	1	0		
	5			3	2	1	0	D

x = Einbohrmaß
K = Erforderliche Türfuge
V = Holzdicke

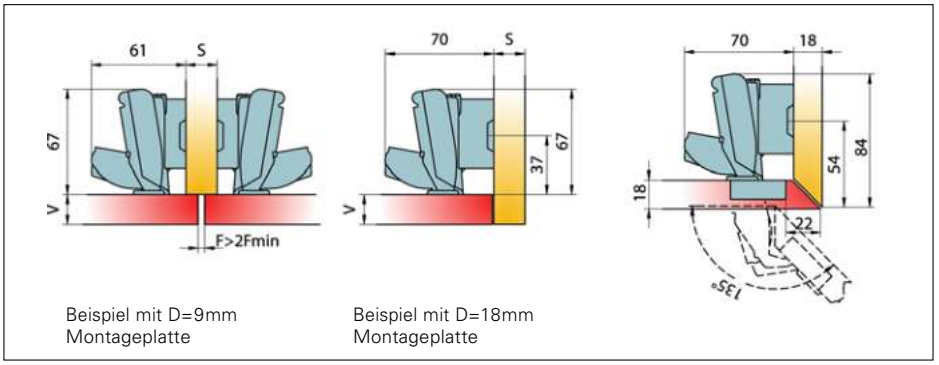

Beispiel mit D=9mm
Montageplatte

Beispiel mit D=18mm
Montageplatte

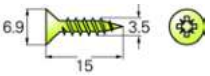

820.6308.050

V		16	17	18	19	20	21	22	23	24
K	3	0.0	0.0	0.0	0.0	V0.0	0.0	0.0	0.0	0.0
	4	0.0	0.0	0.0	0.0	V0.0	0.0	0.0	0.0	0.0
	5	0.0	0.0	0.0	0.0	V0.0	0.0	0.0	0.0	0.0
	6	0.0	0.0	0.0	0.0	V0.0	0.0	0.0	0.0	2.6

+3/-1mm

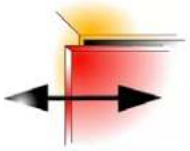

+2/-2mm

+1,5/-1,5mm

ST Plus 110

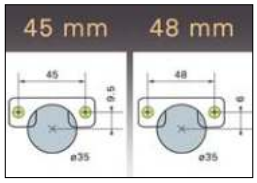

Bohrbilder
Öffnungswinkel 110°

Kröpfung 0mm

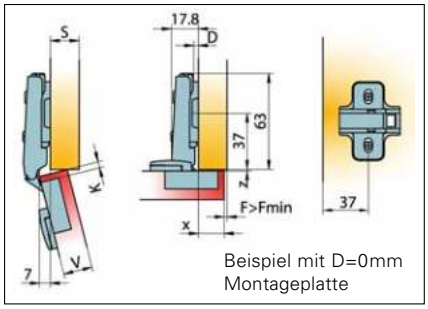

x		13	14	15	16	17	18	
	3	3	2	1	0			
K	**4**		3	2	1	0		
	5			3	2	1	0	**D**

45mm - Artikel-Nr. 952.0T10.050
48mm - Artikel-Nr. 952.0T70.050

Kröpfung 9mm

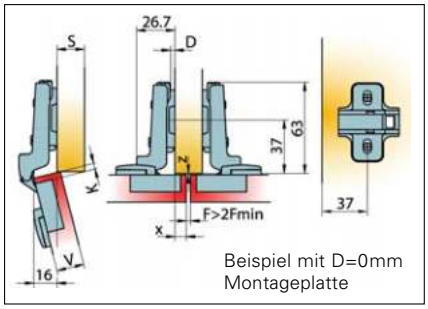

x		4	5	6	7	8	9	
	3	3	2	1	0			
K	**4**		3	2	1	0		
	5			3	2	1	0	**D**

45mm - Artikel-Nr. 952.0V69.050
48mm - Artikel-Nr. 952.0V71.050

ST 110

Kröpfung 15mm

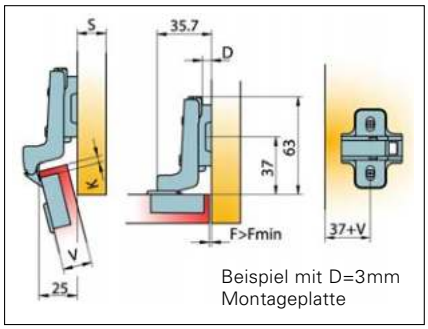

V		16	17	18	19	20	21	
	3	2	2	2	3	3	3	
K	**4**	3	3	3				
	5	3						**D**

45mm - Artikel-Nr. 952.0537.050
48mm - Artikel-Nr. 952.0534.050

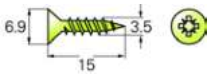

820.6308.050

x = Einbohrmaß
K = Erforderliche Türfuge
V = Holzdicke

V		16	17	18	19	20	21	22	
	3	0.3	0.5	0.7	1.0	1.3	1.7	2.5	
K	**4**	0.3	0.5	0.7	0.9	1.2	1.6	2.1	
	5	0.3	0.5	0.7	0.9	1.2	1.5	2.0	**FMI**

+3/-1mm

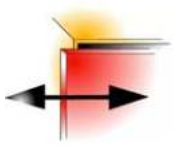

+2/-2mm

+5/-1,5mm

Mini primat 95

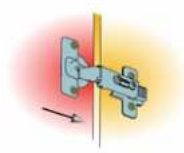

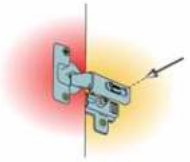

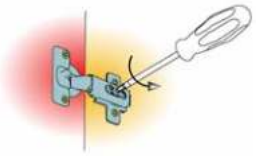

Öffnungswinkel 95°

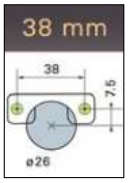

x		9.5	10.5	11.5	12.5	13.5	14.5	15.5	16.5	17.5	18.5	19.5	
	3	6			3	2	1	0					
	4		6			3	2	1	0				
K	5			6			3	2	1	0			
	6				6			3	2	1	0		
	7					6			3	2	1	0	D

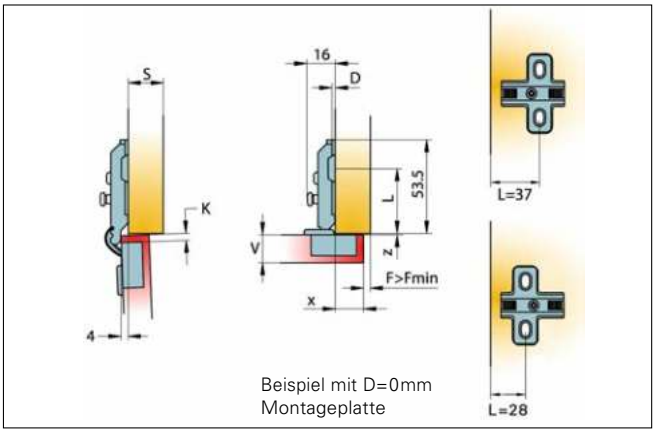

Beispiel mit D=0mm
Montageplatte

Bohrbild

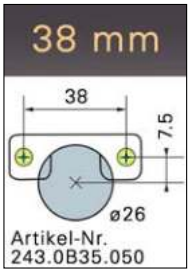

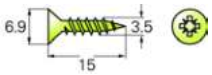

820.6308.050

x		0.5	1.5	2.5	3.5	4.5	5.5	6.5	7.5	8.5	9.5	10.5	
	3	6			3	2	1	0					
	4		6			3	2	1	0				
K	5			6			3	2	1	0			
	6				6			3	2	1	0		
	7					6			3	2	1	0	D

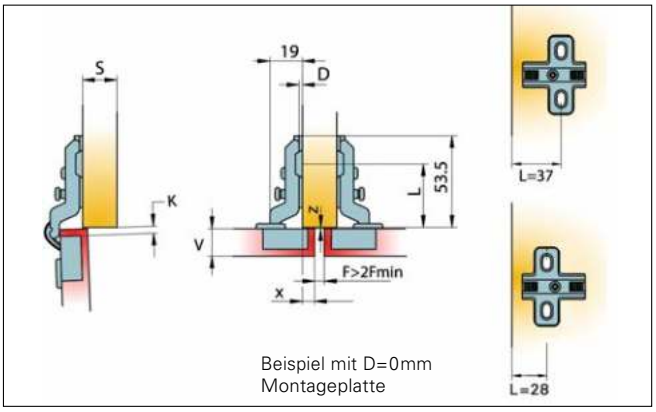

Beispiel mit D=0mm
Montageplatte

Bohrbild

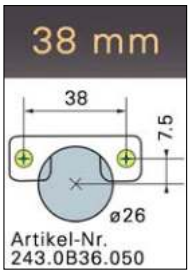

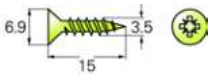

820.6308.050

V		13	14	15	16	17	18	19	20	
	3	0.7	0.7	0.7	0.7	0.7	0.7	0.7	0.7	
	4	0.7	0.7	0.7	0.7	0.7	0.7	0.7	0.7	
K	5	1.3	1.4	1.7	1.4	1.4	1.5	1.5	1.5	
	6	2.3	2.4	2.7	2.4	2.4	2.5	2.5	2.6	
	7	3.3	3.4	3.7	3.4	3.4	3.5	3.5	3.6	Z_{MIN}

V		13	14	15	16	17	18	19	20	
	3	0.2	0.3	0.5	0.8	1.1	1.5	2.2	3.0	
	4	0.2	0.3	0.5	0.8	1.0	1.4	1.9	2.6	
K	5	0.2	0.3	0.5	0.7	1.0	1.3	1.7	2.3	
	6	0.2	0.3	0.5	0.7	0.9	1.2	1.6	2.0	
	7	0.2	0.3	0.5	0.7	0.9	1.2	1.5	1.9	F_{MIN}

x = Einbohrmaß
K = Erforderliche Türfuge
V = Holzdicke

+3/-0mm

+2/-2mm

+4/-0mm

Montageplatten für
ST Free, ST Plus 110, ST 110, ST 170, Mini primat 95

Verwendbar für ST Free, ST 110, ST 170

D	Artikelnr.
0mm	244.0R22.050
2mm	244.0R23.050
3mm	244.0R24.050
9mm	244.3651.650
18mm	244.3016.650

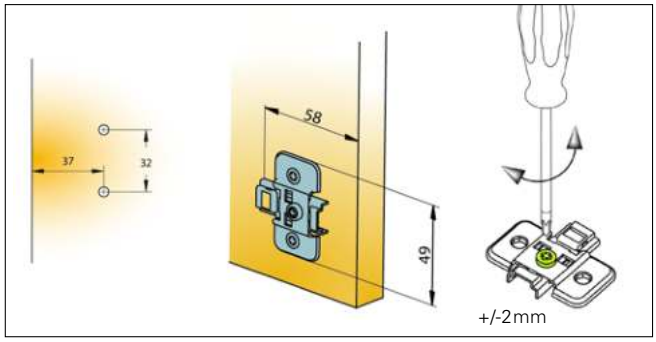

Verwendbar für Mini primat 95

D	Artikelnr.
0mm	244.0655.050
2mm	244.0U93.050
3mm	244.0656.050

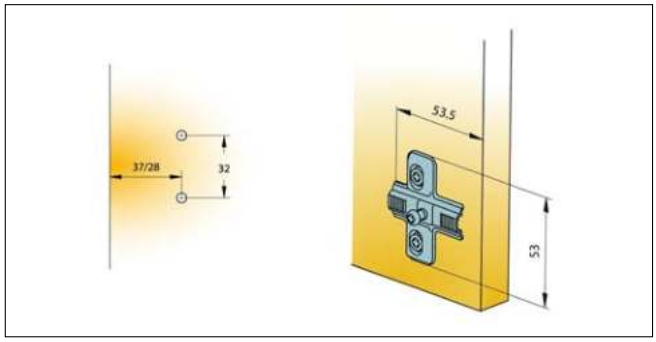

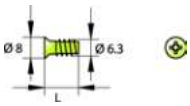

Euroschraube

821.6304.050 L=11
821.6323.050 L=13
821.6332.050 L=15

Türdämpfer
Glissando TL für ST Plus 110

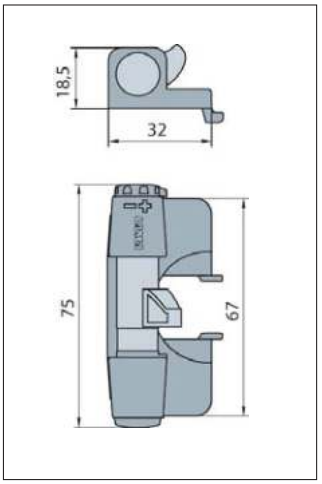

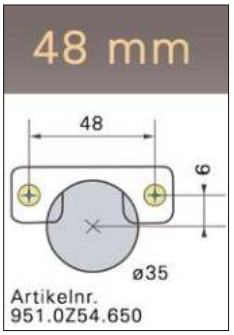

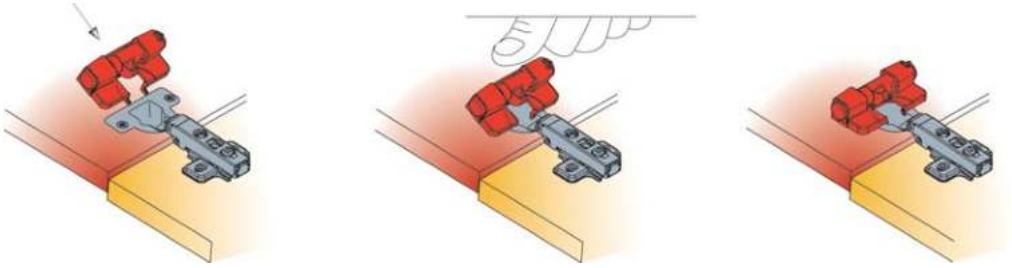

Türdämpfer einfach aufklipsen

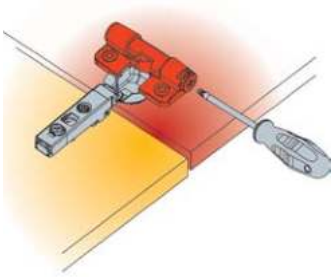

Einstellbare Dämpfung

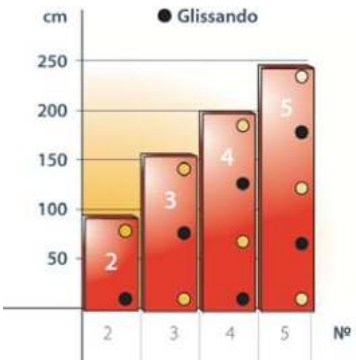

Montagehinweis

Rollschubführungen

Einfachauszug

Länge	Nutzlänge	Öffnungsverlust	Artikelnr.
250	165	85	265.7125
300	215	85	265.7130
400	315	85	265.7140
450	365	85	265.7145
500	406	95	265.7150
550	448	102	265.7155
600	490	110	265.7160

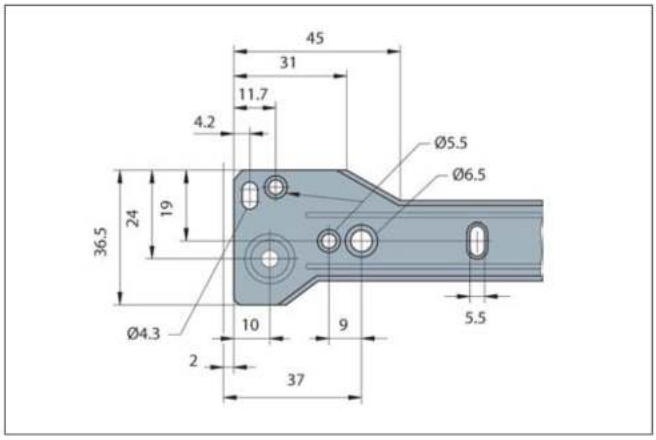

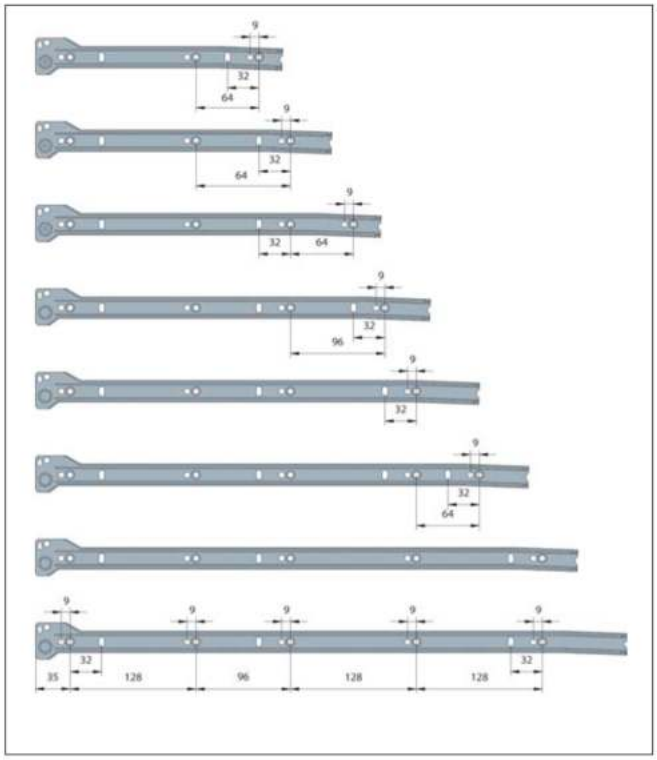

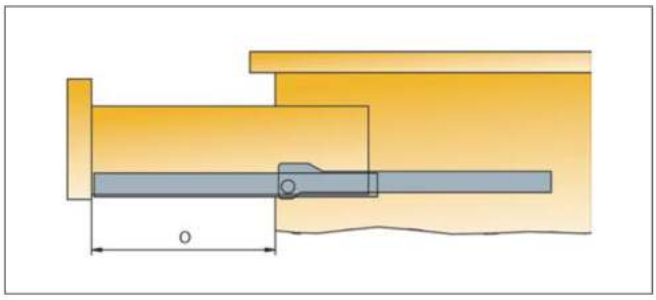

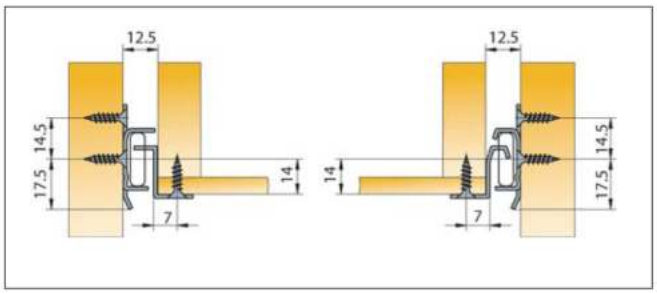

Oberfläche grau beschichtet